

MCS80T/EN



This two-way metal sound column combines elegant styling, robust design and high performance. It is characterized by a very wide frequency range, which is reflected in the high-quality reproduction of speech and music, in contrast to conventional tone columns. The high sound pressure achieved by a special high-pressure driver's horn and the special radiation characteristics make the column ideal for use in rooms that are difficult to be sonicated like airports, churches, factories, sports halls, conference rooms, etc. At the bottom is a variable power regulator for the individual adjustment of the required power.

EN54-24:2008 0905-CPR-201107 TYPE B

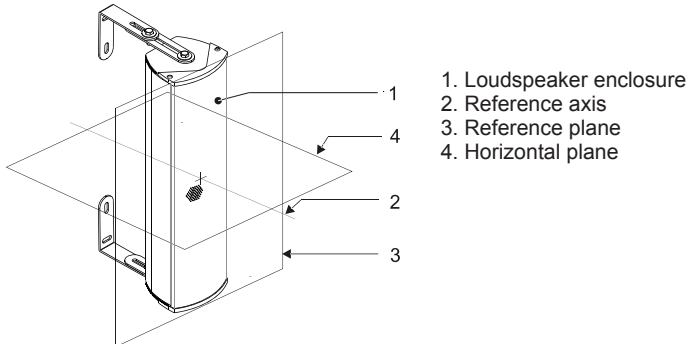
● Standard		Compliant to EN54-24 Compliant to BS5839:8
● Electrical		
Rated power, Watts		80
Tappings 100 Volt line, Watts		80/40/20/10
Transformer Impedance, Ohms 100 Volt		125/250/500/1k
Tappings 70.7 Volt line, Watts		40/20/10/5
Driver impedance, Ohms		4
Effective Frequency Range, Hz (BSEN60268-5)		180-18.000
S.P.L. @ 1 m, 1 Watt, dB, Octave, 100 Hz-10 kHz		98
S.P.L. @ 1 m, Full power, dB, Octave, 100 Hz-10 kHz		117
S.P.L. @ 4 m, 1 Watt, dB, 1/3 Octave, 100 Hz-10 kHz		84
S.P.L. @ 4 m, Full power, dB, 1/3 Octave, 100 Hz-10 kHz		101
Dispersion at 1k/2k Hz, Degrees		175/131 Horizontal 35/14 Vertical
● Environmental		
IP Rating		55
Min/Max Ambient Temp		-25°C to 70°C
Relative Humidity		≤95%
● Mechanical		
Dimensions, front & depth, mm		970 x 98 x 90
Net weight, kg		6.0
Colour (Unless Specified)		White, RAL9016
Material		Aluminium
Mounting		Steel L bracket, optional swivel bracket
Safety		Ceramic Block Thermal Fuse



INSTALLATION GUIDE

MCS80T/EN

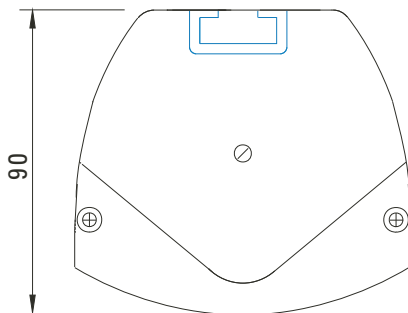
EN54-24:2008
0905-CPR-201107
TYPE B



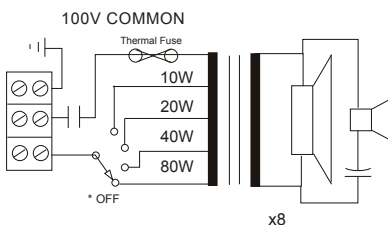
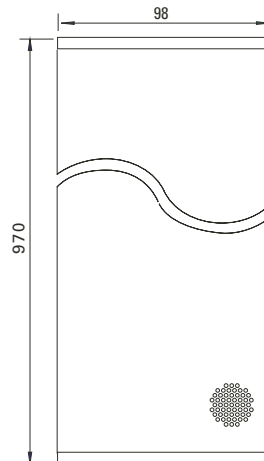
**With Transformer:
100V/70V line**

	White wire plus tapping					Black
100V	10W	20W	40W	80W	OFF	COM
70V	5W	10W	20W	40W	OFF	COM
IMP (Ω)	1K	500	250	125	∞	

Top view
(unit: mm)

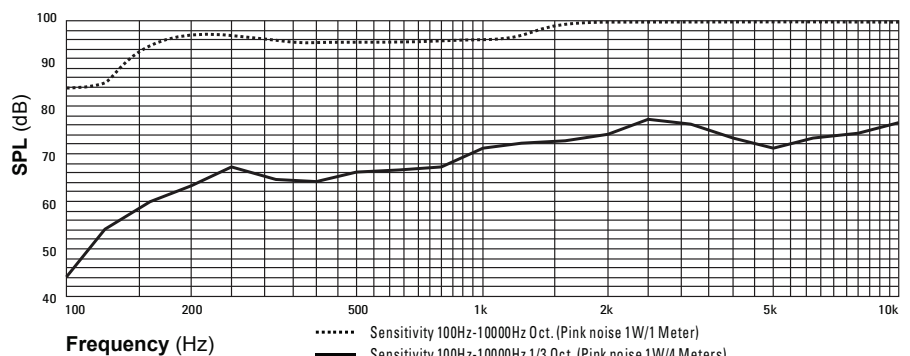


Front view
(unit: mm)



Circuit Diagram

Frequency response



*Active Equalizer Applied: NO

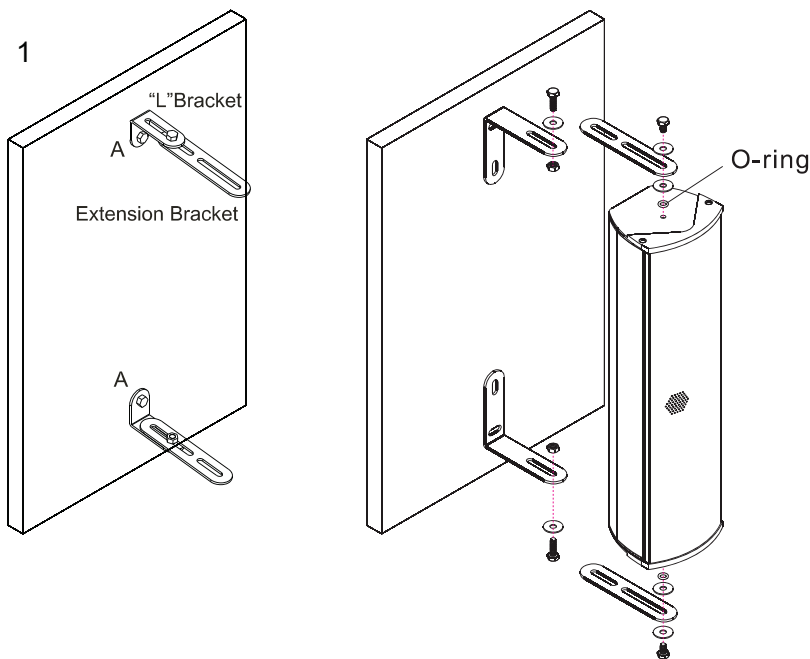


ATEIS Europe B.V.
Celsiusstraat 1, 2652 XN Lansingerland, Netherlands
Phone +31 (0)10 208 86 90, www.ateis-europe.com, info@ateis-europe.com



INSTALLATION GUIDE

MCS80T/EN



1) Mount the top & bottom "L" brackets by drawing a vertical line onto the wall. Each "L" bracket has an outer and inner mounting hole aligned vertically. The centre of the outer holes are 935 mm apart and the inner holes are 845 mm apart. Mark these positions at the required mounting height on to the vertical line. Align both brackets and double check the fixing points. Fix both brackets securely using suitable fixings (Not supplied). The "L" brackets are supplied with extender plates which can be used at the top to aim the speaker downwards or both top and bottom to mount the speaker further away from the wall. The extender plates are supplied with the speaker as a kit with the "L" brackets and hardware.

2) Remove the top cover from the speaker, this is located close to the cable entry. The installation cable can be fitted via a suitably rated gland into the 1 x 20mm gland entry provided.

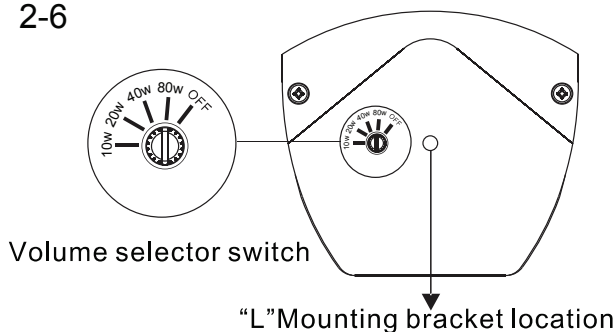
3) The cable can then be terminated into the terminal block located just below the top cover. The terminals are suitable to take "loop in"/"loop out" connections up to 2.5mm per core.

4) Re-fit the rear cover ensuring that the gasket is in place and that the screw fittings are fitted with their rubber washers to ensure the top cover retains its weatherproof rating.

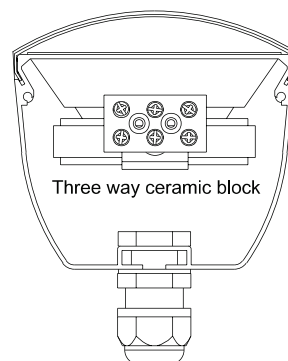
5) Mount the speaker to the "U" bracket using the M10 bolts provided at the top & bottom of the speaker. Position the speaker to the desired angle then tighten the fixings to secure in place.

6) The tapping can be adjusted via a recessed selector located at the bottom of the speaker. Use a flat bladed screw driver and insert it into the hole. Rotate the screw driver to select the desired tapping. See the label for tapping details.

2-6



Top View of
Column Loudspeaker
with lid off



Disclaimer: We reserve the right of changes and errors.



ATEIS Europe B.V.
Celsiusstraat 1, 2652 XN Lansingerland, Netherlands
Phone +31 (0)10 208 86 90, www.ateis-europe.com, info@ateis-europe.com

