



ABS SPHERICAL LOUDSPEAKER

GB20/T

This modern styled spherical loudspeaker is especially suitable for use in rooms with high ceilings. Due to the high opening angle it allows a uniform sound of the listening surface. The excellent distribution of the sound in combination with a balanced frequency response can solve many problems that arise in high rooms with a difficult acoustic environment. The ideal application of this loudspeaker is in large volume rooms with high ceilings, e.g. Supermarkets, department stores, waiting-rooms of e.g. airports, factories, etc. This product is characterized by its excellent speech intelligibility and background music.



● Electrical	
Rated power, Watts	20
Tappings 100 volt line, Watts	20/10/5/2.5
Transformer Impedance, Ohms 100V	500/1k/2k/4k
Tappings 70.7 volt line, Watts	10/5/2.5/1.25
Driver impedance, Ohms	8
Effective Frequency Range, Hz (BSEN60268-5)	80-18,000
S.P.L. @ 1m, 1 watt, dB, Test Signal Bandwidth 100Hz-10 kHz	94
S.P.L. @ Full power, Octave Bandwidth, dB	107
Acoustic Power (dB – PWL@1 watt) 1 k/2kHz, dB	95/90
Dispersion at 1k/2k Hz, Degrees	160/140 (Vertical), 360/360 (Horizontal)
Directivity Axial Q factor, 1k/2kHz	4.3/4.7
● Environmental	
IP Rating	n/a
Min/Max Ambient Temp	-10°C to 55°C
Relative Humidity	≤60%
● Mechanical	
Dimensions, Diameter, mm	Ø254
Net weight, kg	2.30
Colour/Finish	White RAL9016
Material	ABS moulding with UV inhibitors
Mounting	Pendant hung Cable length: 3 m



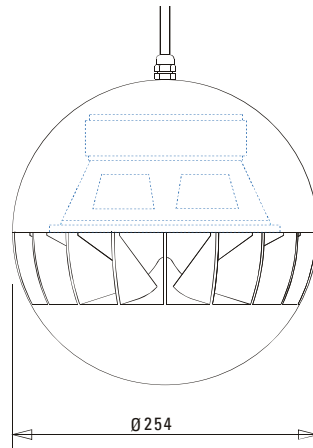
ATEIS Europe B.V.
 Celsiusstraat 1, 2652 XN Lansingerland, Netherlands
 Phone +31 (0)10 208 86 90, www.ateis-europe.com, info@ateis-europe.com



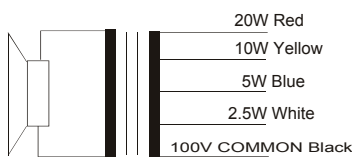
INSTALLATION GUIDE

GB20/T

Side view
(unit: mm)

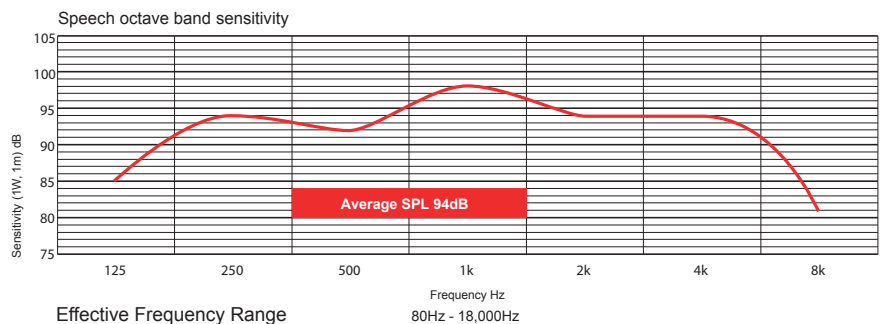


- 1) You will observe that this loudspeaker is pendant hung, with the 5 strand braided cable (GB20/T) being used for hanging as well as selecting the volume required (watts).
- 2) To select the volume a tapping label can be found at the top of the loudspeaker, matching cable colours to watts. One can select from 20 watts - 2.25 watts. To change the tapping, select the appropriate colour (black is always common) and connect accordingly.
- 3) The unit is secured to the ceiling/eaves into a junction box (not provided) with the braid of the cable being used as an anchoring point. It is important that the anchoring is adhered too at all times as not to do would be dangerous.



Circuit Diagram

Frequency response



Disclaimer: We reserve the right of changes and errors.



ATEIS Europe B.V.
 Celsiusstraat 1, 2652 XN Lansingerland, Netherlands
 Phone +31 (0)10 208 86 90, www.ateis-europe.com, info@ateis-europe.com

